


Technical Specifications:

Composition and Materials: UV stable, polyester composite	Maintenance: SpoutOut® Downspout Saver properly installed requires seasonal maintenance to clear leaves that may accumulate in front of debris guard	Dimensions: 6" in length	Color: Black	Quantity: 6 Pack
--	---	-----------------------------	-----------------	---------------------


Product Number	Downspout Size	Water flow rate- Gal. per min.*
<i>For round downspouts:</i>		
60001	3"	27
60002	4"	137
60003	5"	168
60004	6"	188
<i>For rectangular downspouts:</i>		
60005	2" x 3"	34
60006	3" x 4"	92
60007	4" x 5"	198

*Water flow rate may vary +/-2%

Snap off grey areas to conform to your gutter shape.



Sold in 6 packs with 6 debris guards included. Installation instructions on inside of label.



SpoutOut™

The Downspout Saver™

SpoutOut® The Downspout Saver™ system will stop debris from entering your downspout. SpoutOut is a strong, durable, modified recycled polyester, non-woven, non-wicking, fiber-based matting. Works in conjunction with gutter covers.

To Order:

United States:
Garwood Manufacturing Co. Inc.
(215) 887-6600
(800) 300-9515

SFS Intec, Inc.
(610) 376-5751
(800) 234-4533

Canada:
SFS Intec, Inc.
(610) 847-5400
(866) 847-5400



Garwood
MANUFACTURING CO., INC.

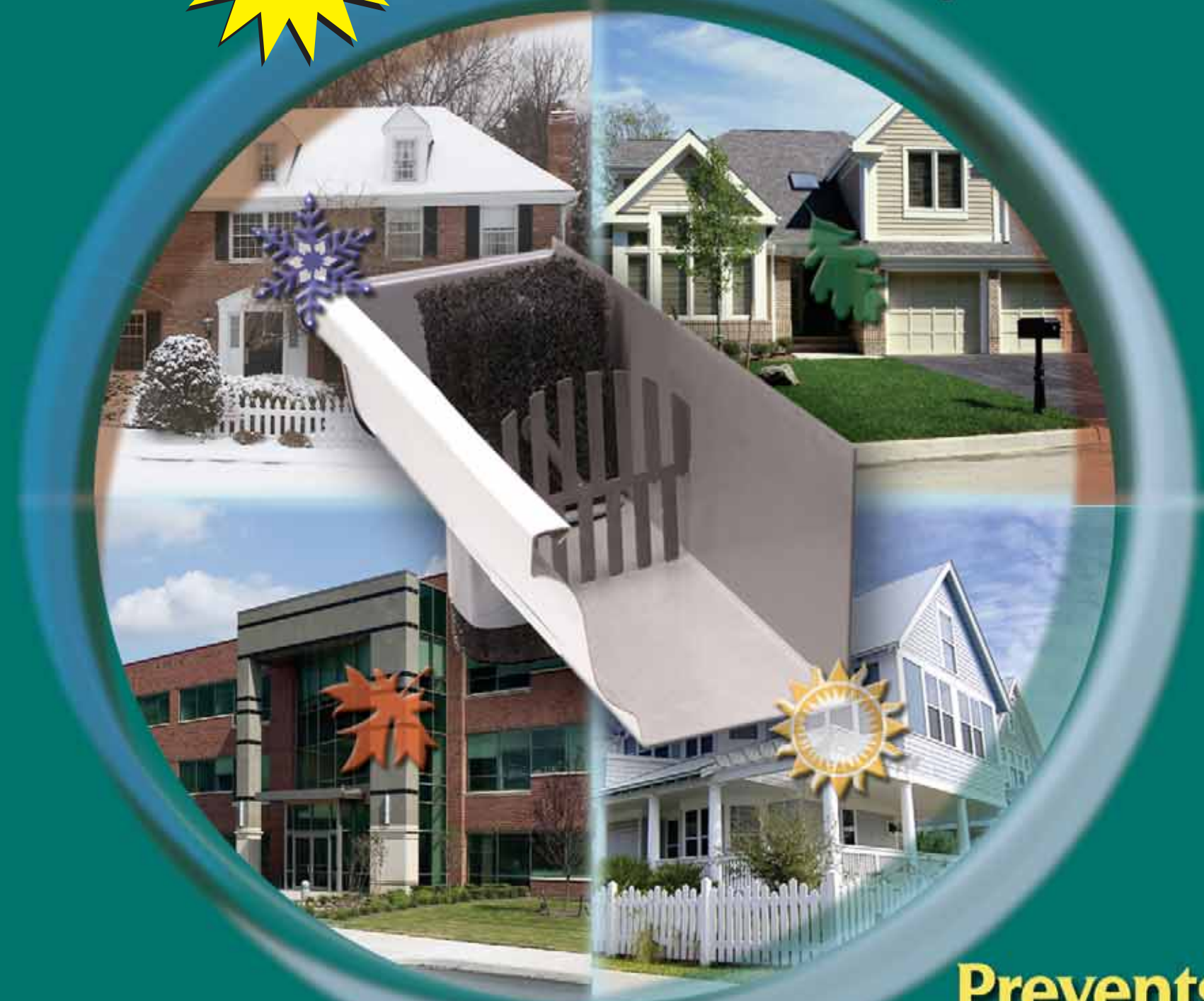
115 Lismore Avenue
Glenside, PA 19038
215.887.6600

Manufactured in the U.S.A.
Patent Pending ©2005



SpoutOut™

The Downspout Saver™



Prevents Clogged Downspouts!

This product will not clean your gutters. It is important to periodically check and clean your gutters depending on your environmental conditions.

SO-100-05

Visit our website at www.spoutout.net

Visit our website at www.spoutout.net

Visit our website at www.spoutout.net

SpoutOut[™]

The Downspout Saver[™]

SpoutOut[®] The Downspout Saver[™] will permit a free flow of water through the downspout. **SpoutOut** is a strong, durable, modified recycled polyester, non-woven, non-wicking, fiber-based matting. **SpoutOut** is invisible when installed and will provide many seasons of care-free use.*

How to install:



1 Step One: Completely remove any debris, gravel, loose shingles and leaves from the downspout and gutter.



2 Step Two: If screws are holding your downspout to the gutter, remove screws before inserting SpoutOut.



3 Step Three: Insert SpoutOut into the downspout until it reaches the height of the top edge of the gutter.



4 Step Four: Replace the downspout screws removed before installation of SpoutOut.



5 Step Five: Adjust the debris guard to fit the proper size of your gutter. Using a pair of pliers, snap off scored areas to conform to your gutter size and shape.



6 Step Six: Insert pointed end into SpoutOut until it reaches the ring stop.



Final Step: Enjoy the benefits of keeping balls and debris from clogging your downspout.



SpoutOut[®] will permit a free flow of water through the downspout and is invisible when properly installed.
Works with gutter covers.



Works with gutter covers.

*This product will not clean your gutters. It is important to periodically check and clean your gutters depending on your environmental conditions.